



Safety & Security Meeting

Seminole/Crooms Cluster



[/SeminoleCountySchools](https://www.facebook.com/SeminoleCountySchools)

www.scps.us



[@SCPSinfo](https://twitter.com/SCPSinfo)



Welcome & Introductions

Ms. Serita Beamon

Superintendent of Seminole County Public Schools

Safety & Security Meeting Purpose

- To obtain community feedback and insight regarding the safety and security of our SCPS campuses.
- To build community partnerships in our endeavor to enhance the safety and security of the students and staff in Seminole County.



SCHOOL SAFETY & SECURITY

Captain Tracy Fortenberry

Lieutenant Kelly Martin



School Safety

A collaboration between Seminole County Public Schools, the Seminole County Sheriff's Office, and municipality law enforcement agencies.



Law enforcement in schools



Educational sites

- 38 Elementary Schools
- 12 Middle Schools
- 9 High Schools
- 3 Alternative Education Sites
- 5 Charter School Campuses
- 2 Higher Ed Campuses



Office of School Safety & Security



RAPTORTM
TECHNOLOGIES



Juvenile Programs

- Eugene Gregory Youth Memorial Academy
- SWEAT/ CASU
- Truancy
- Evolution
- Youth Intervention Services
- DJJ Transitional Services
- SNAP (Stop Now And Plan)
- Mobile Response
- Investigative Services
- PAL



PAY Diversion Programs

- Civil Citation
- JASP (Juvenile Alternative Services Program)
- Teen Court
- Sexting Citation
- Tobacco Citation



Contact us

- Captain Tracy Fortenberry
- Lieutenant Kelly Martin

School_safety@scps.k12.fl.us



Cluster K-12 Enrollment

Seminole/Crooms Cluster	11,661
Elementary	4,296
Goldsboro	803
Hamilton	673
Idyllwilde	773
Midway	772
Pine Crest	625
Wicklow	650
Middle	2,654
Millennium	1,327
Sanford	1,327
High	4,711
Crooms	675
Seminole	4,036

	<u>District</u>	<u>Cluster</u>	<u>Percent</u>
Total	61,401	11,661	19%
Elementary	26,488	4,296	16%
Secondary	34,913	7,365	21%



Discipline Data Review

Discipline Infraction Data

- ***School Environmental Safety Incident Reporting*** (SESIR) grew out of the public's concern that children be safe in the school environment. In 1995-96 in response to this concern, the SESIR system was initiated to enable schools to track incidents and analyze patterns of violent, criminal or disruptive activity. The intent is for there to be complete and objective data from which to design interventions to improve the learning environment.
- Aggression
- Campus Disruption (S)
- Fighting (S)
- Physical Attack (S)
- Threat (S)
- Weapons (S)

(S) – indicates SESIR

Definitions can be found in the Student Conduct and Discipline Code

<https://www.scps.k12.fl.us/resources/documents/StudentConductDisciplineCode.pdf>

Discipline Data and Considerations

The data provided is the number and percent of students enrolled at the end of quarter 3 (March), who received at least one discipline referral (for each infraction type) in quarters 1-3 for each respective school year.

Careful attention must be paid to the scales when analyzing the data.

- The scales on each graph are different because there is variation in the percentage of students with each referral type.

Many of the percentages are very small.

- Refer to the number of students table to confirm the magnitude of the change.
- The scales in 4 of the 6 slides are under 1%
- Keep this in mind when you see large increases or decreases.



Discipline Data - Limitations

Limitations:

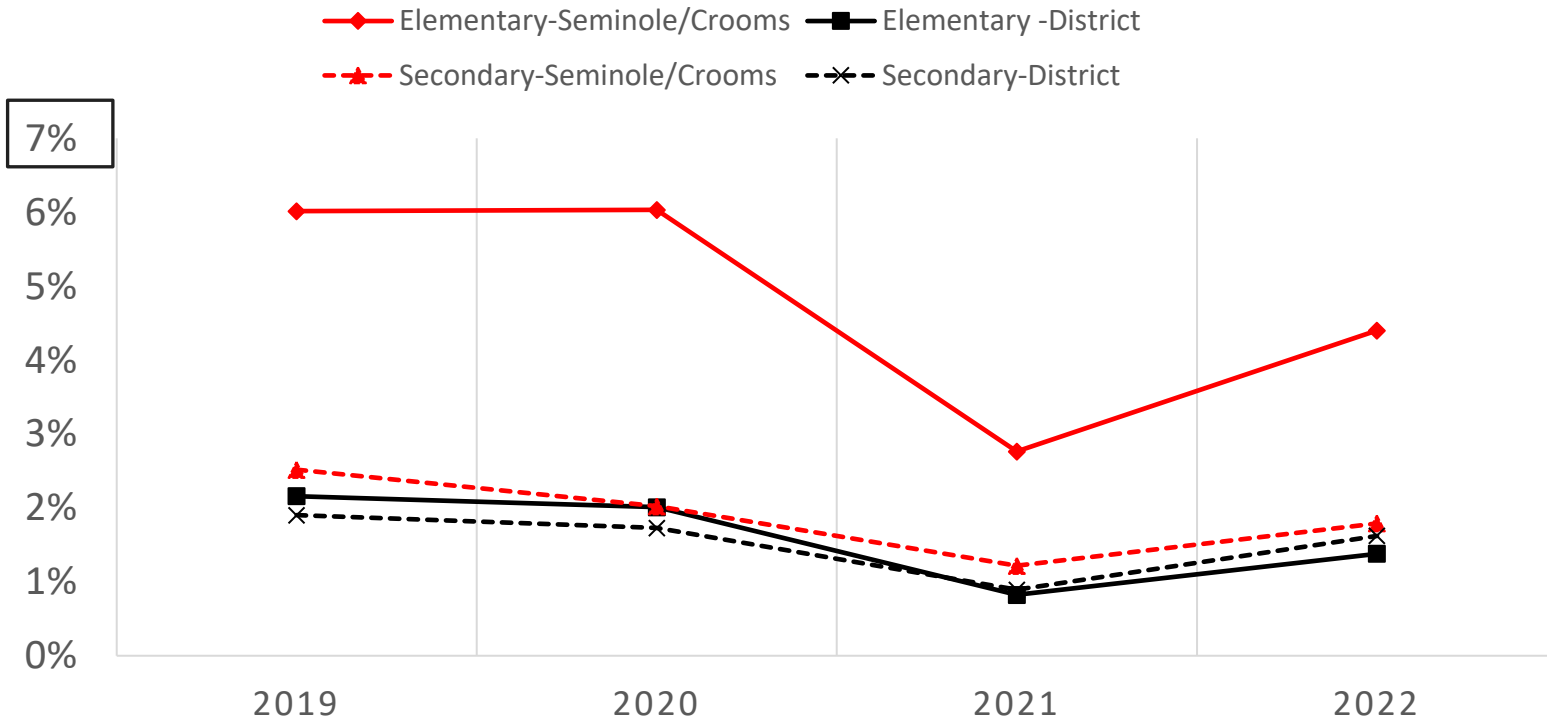
- In order to provide a percentage, each student can be only counted once for each infraction type. This data does not take into account students with multiple infractions of the same type that occurred in the same school year.
- A discipline infraction is attached to the student. If the student received a referral at "School A" in Quarter one but moves to "School B" in Quarter 2 the infraction is associated with School B.
- Data does not include students that received an infraction in quarter 1-3 but withdrew from the cluster school.
 - An analysis was performed using all discipline referrals and the trend over time remained the same



Aggression:

Engaging in any behavior (by word or act) as an individual or as a member of a group or crowd that encourages, incites, or instigates threatening, aggressive, or unsafe acts, or participating as a member of a group or crowd in aggressive or unsafe acts.

AGGRESSION



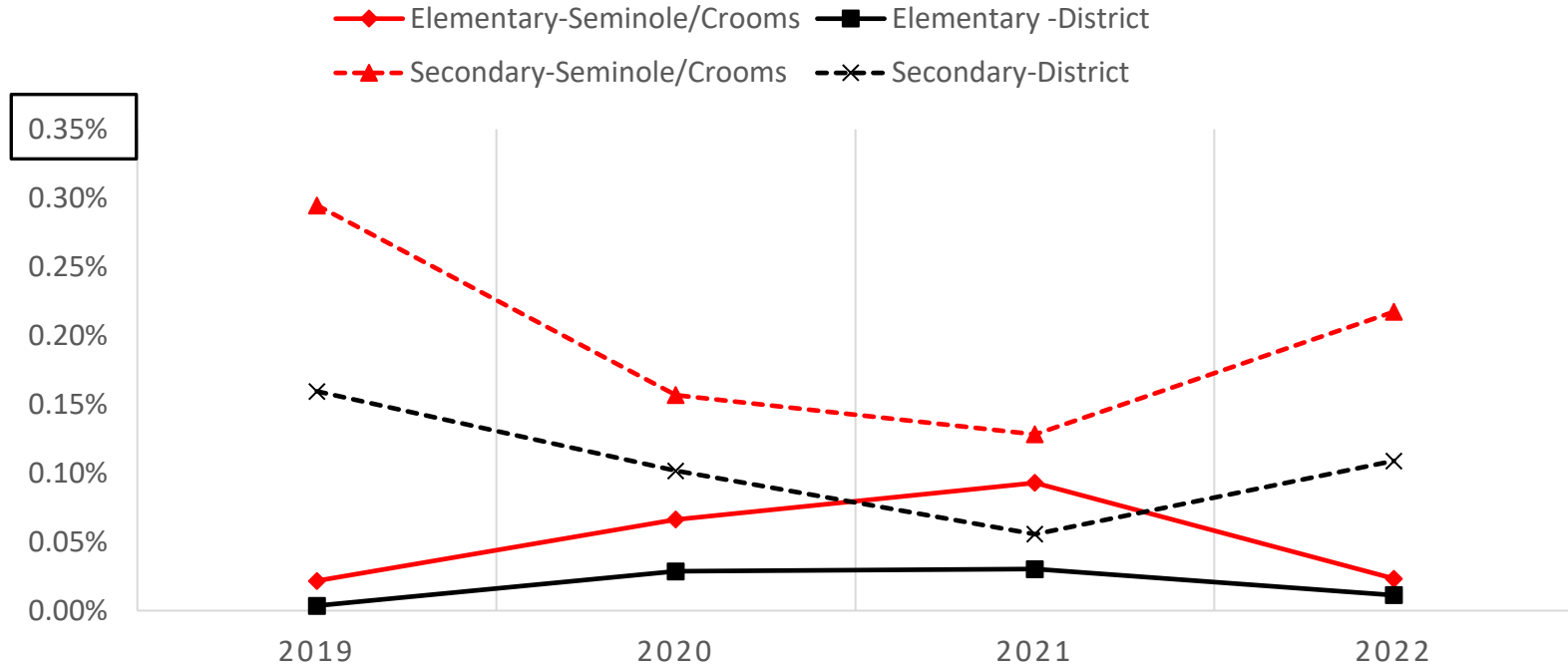
	Elementary-Seminole/Crooms		Elementary -District		Secondary-Seminole/Crooms		Secondary-District	
	# Stu w/ at least one aggression referral	Total Students	# Stu w/ at least one aggression referral	Total Students	# Stu w/ at least one aggression referral	Total Students	# Stu w/ at least one aggression referral	Total Students
2019	278	4622	606	28067	188	7468	692	36387
2020	273	4526	562	27948	155	7660	629	36389
2021	119	4304	218	26430	95	7798	321	35929
2022	189	4296	366	26488	132	7365	567	34913



Campus Disruption:

Disruptive behavior that poses a serious threat to the learning environment, health, safety, or welfare of others. Examples of major disruptions include bomb threats, inciting a riot, or initiating a false fire alarm.

CAMPUS DISRUPTION



	Elementary-Seminole/Crooms		Elementary-District		Secondary-Seminole/Crooms		Secondary-District	
	# Stu w/ at least one campus disruption referral	Total Students	# Stu w/ at least one campus disruption referral	Total Students	# Stu w/ at least one campus disruption referral	Total Students	# Stu w/ at least one campus disruption referral	Total Students
2019	1	4622	1	28067	22	7468	58	36387
2020	3	4526	8	27948	12	7660	37	36389
2021	4	4304	8	26430	10	7798	20	35929
2022	1	4296	3	26488	16	7365	38	34913

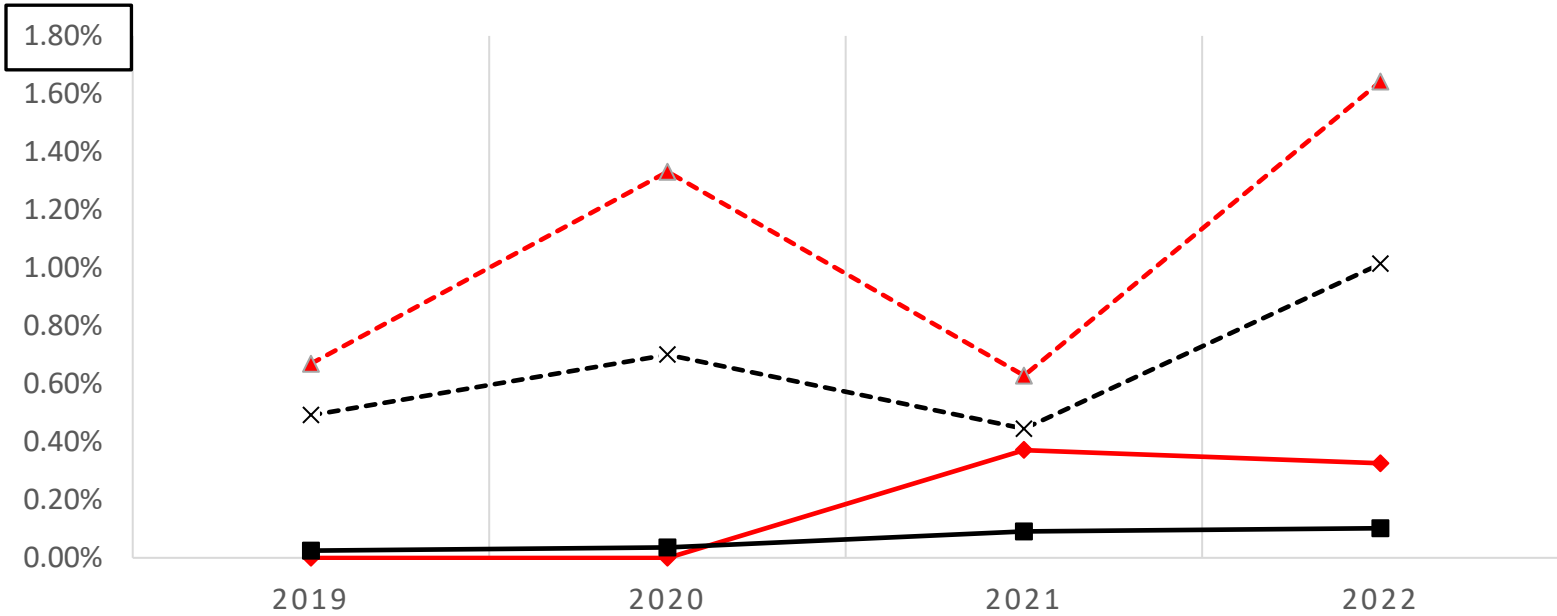


Fighting:

When two or more persons mutually participate in use of force or physical violence that requires either physical intervention or results in injury requiring first aid, or medical attention. Lower-level fights, including pushing, shoving, or altercations that stop on verbal command are not required to be reported in SESIR reporting.

FIGHTING

◆ Elementary-Seminole/Crooms ■ Elementary -District
-▲- Secondary-Seminole/Crooms -x- Secondary-District



	Elementary-Seminole/Crooms		Elementary -District		Secondary-Seminole/Crooms		Secondary-District	
	# Stu w/ at least one fighting referral	Total Students	# Stu w/ at least one fighting referral	Total Students	# Stu w/ at least one fighting referral	Total Students	# Stu w/ at least one fighting referral	Total Students
2019	0	4622	7	28067	50	7468	179	36387
2020	0	4526	10	27948	102	7660	255	36389
2021	16	4304	24	26430	49	7798	160	35929
2022	14	4296	27	26488	121	7365	354	34913

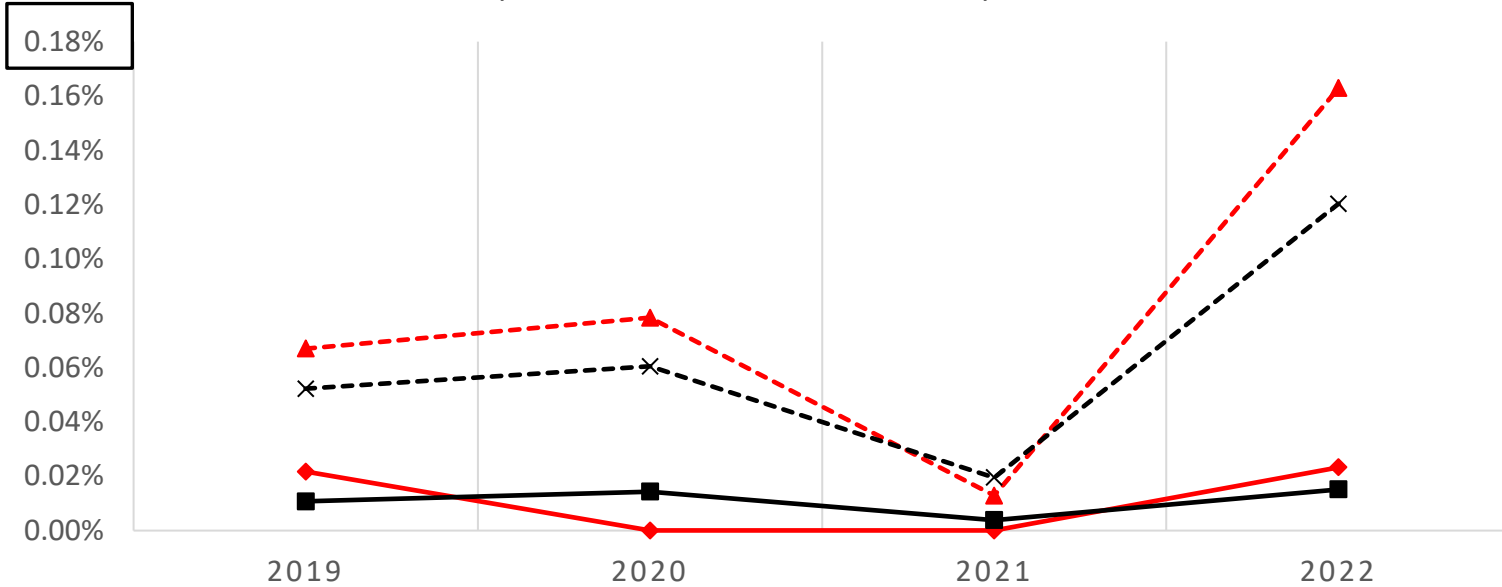


Physical Attack:

An actual and intentional striking of another person against his/her will, or the intentional causing of bodily harm to an individual.

PHYSICAL ATTACK

◆ Elementary-Seminole/Crooms ■ Elementary -District
-▲- Secondary-Seminole/Crooms -×- Secondary-District



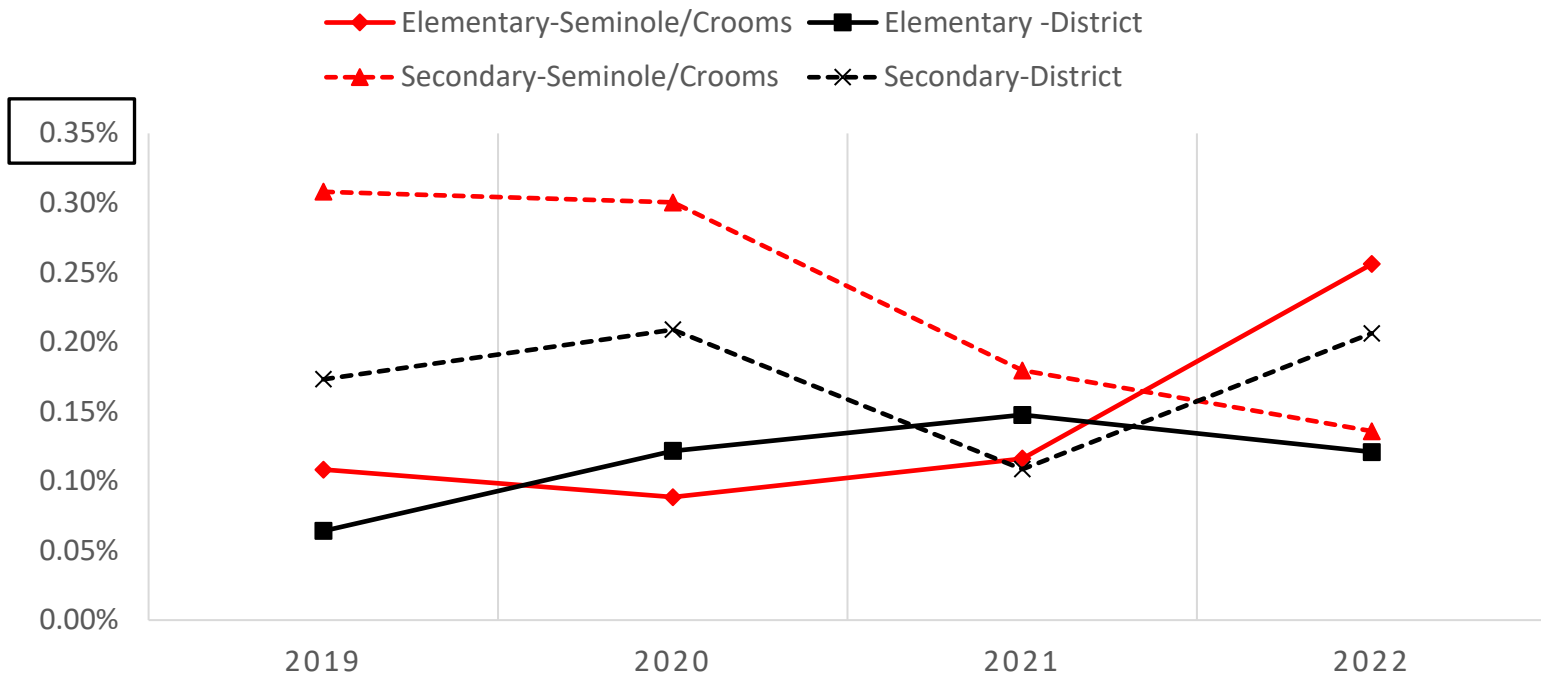
	Elementary-Seminole/Crooms		Elementary -District		Secondary-Seminole/Crooms		Secondary-District	
	# Stu w/ at least one physical attack referral	Total Students	# Stu w/ at least one physical attack referral	Total Students	# Stu w/ at least one physical attack referral	Total Students	# Stu w/ at least one physical attack referral	Total Students
2019	1	4622	3	28067	5	7468	19	36387
2020	0	4526	4	27948	6	7660	22	36389
2021	0	4304	1	26430	1	7798	7	35929
2022	1	4296	4	26488	12	7365	42	34913



Threat:

An incident where there was no physical contact between the offender and victim, but the victim felt that physical harm could have occurred based on verbal or nonverbal communication by the offender. This includes nonverbal threats and verbal threats of physical harm which are made in person, electronically, or through any other means.

THREAT



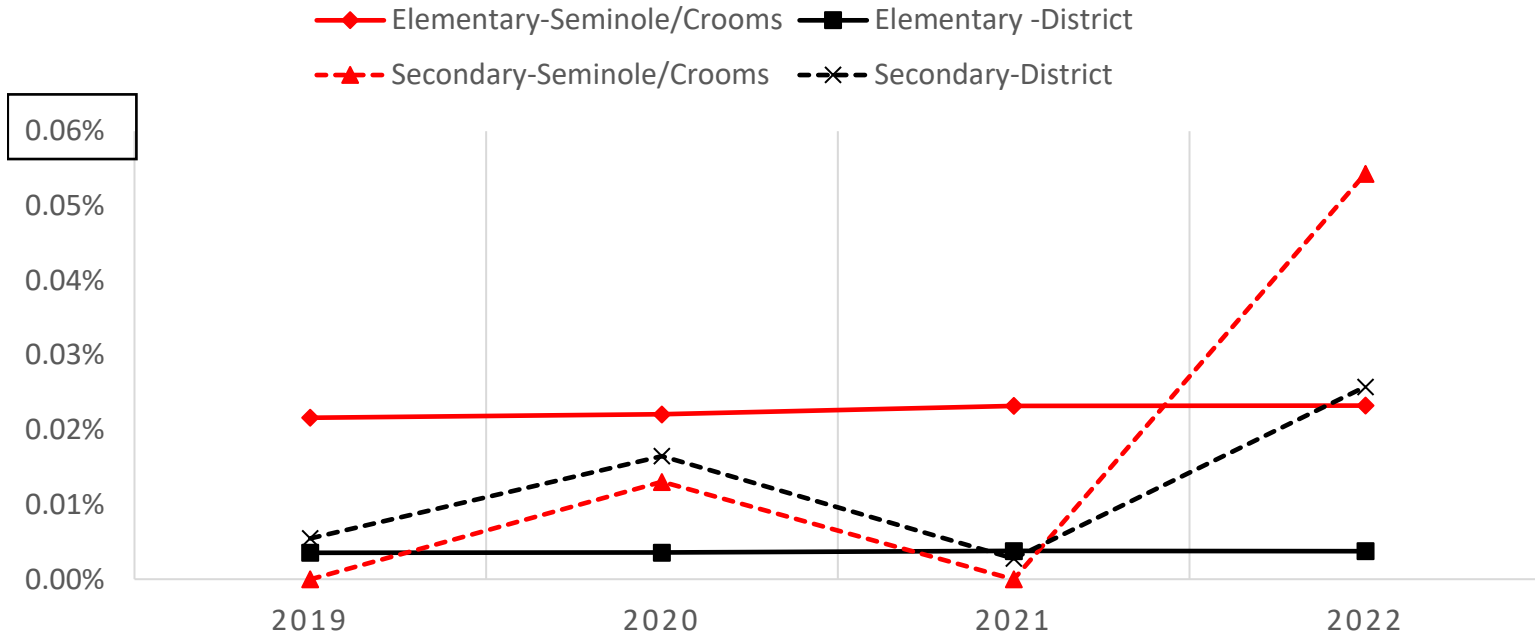
	Elementary-Seminole/Crooms		Elementary -District		Secondary-Seminole/Crooms		Secondary-District	
	# Stu w/ at least one threat referral	Total Students	# Stu w/ at least one threat referral	Total Students	# Stu w/ at least one threat referral	Total Students	# Stu w/ at least one threat referral	Total Students
2019	5	4622	18	28067	23	7468	63	36387
2020	4	4526	34	27948	23	7660	76	36389
2021	5	4304	39	26430	14	7798	39	35929
2022	11	4296	32	26488	10	7365	72	34913



Weapons:

Possession of a firearm or any instrument or object as defined by Section 790.001.F.S., or district code of conduct that can inflict serious harm on another person, or that can place a person in reasonable fear of serious harm. Incidents involving toys and simulated firearms or weapons are subject to the limitations defined in Section 1006.07(2)(g), F.S.

WEAPONS



	Elementary-Seminole/Crooms		Elementary-District		Secondary-Seminole/Crooms		Secondary-District	
	# Stu w/ at least one weapon referral	Total Students	# Stu w/ at least one weapon referral	Total Students	# Stu w/ at least one weapon referral	Total Students	# Stu w/ at least one weapon referral	Total Students
2019	1	4622	1	28067	0	7468	2	36387
2020	1	4526	1	27948	1	7660	6	36389
2021	1	4304	1	26430	0	7798	1	35929
2022	1	4296	1	26488	4	7365	9	34913



Discussion/Reflection 1 – Discipline Data

- After reviewing the discipline data, use Discipline Data QR code or link to provide the following feedback:
- What do you notice?
- What do you wonder?

<https://bit.ly/3tEmo7a>





SCPS Safety Survey Results Review

SCPS Safety Survey

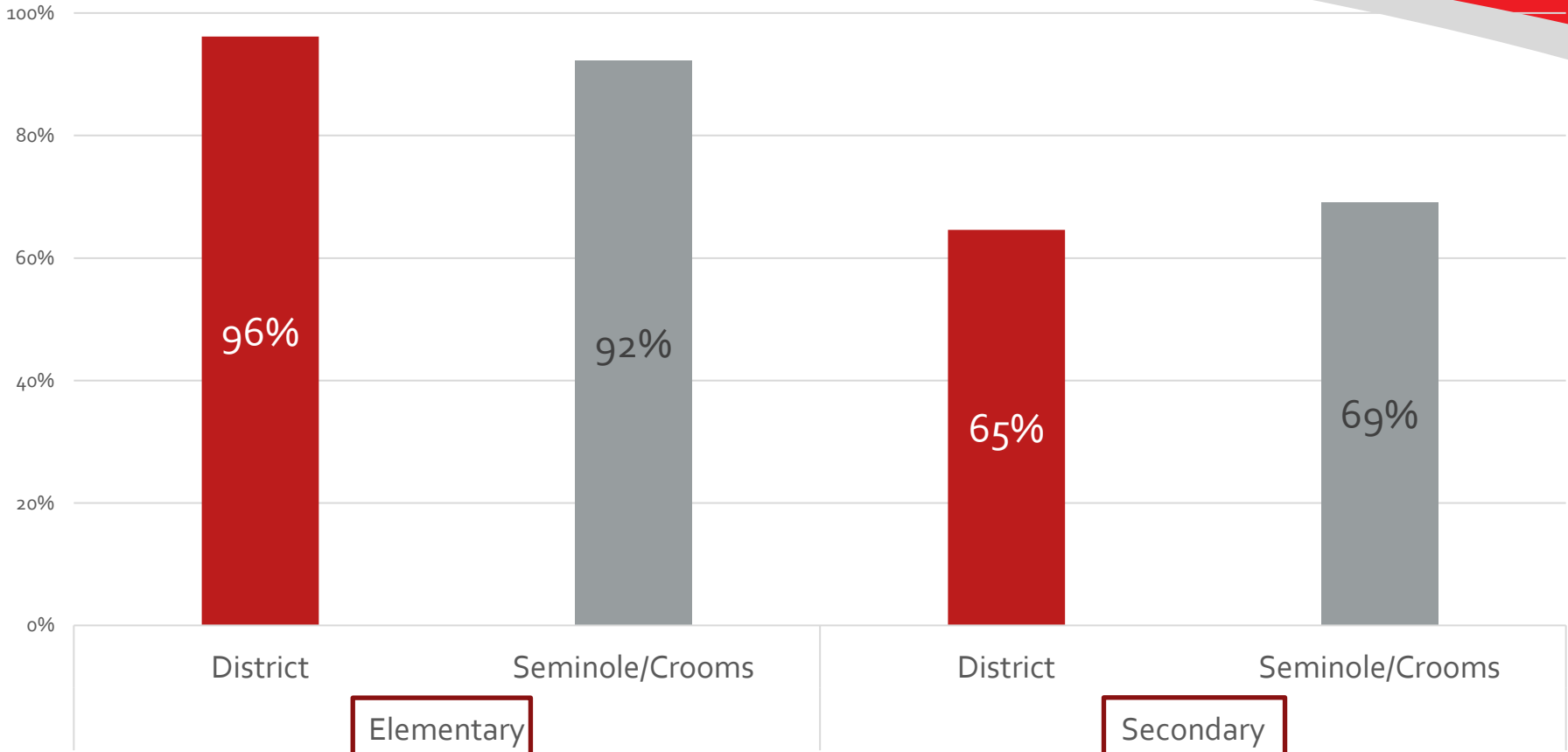
Students in grades 4-12 participated in the Safety Survey during the months of October-November.

Questions:

- On a scale from 0-10, how safe do you feel at your school?
- Do you have a trusted adult on campus to talk to if you have a concern?
- How well do you know the procedures to follow when there is an active threat emergency on campus?
- How prepared do you think your school is for emergencies?
- If you could make changes, what is the one change you would make to the school to make it feel safer?



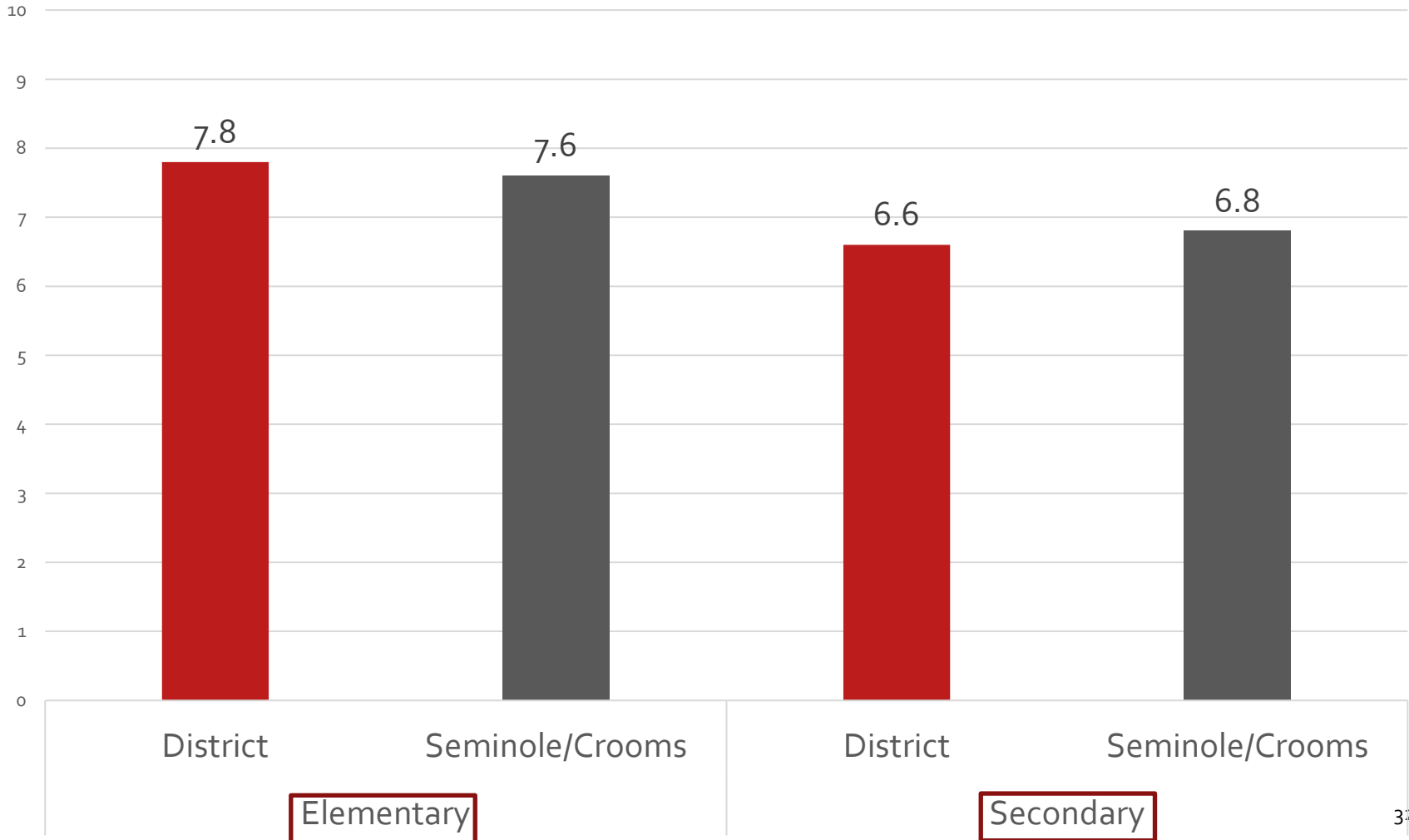
SCPS Safety Survey - Participation



		Participated	Enrolled
Elementary (Enrolled in Grades 4-5)	District	8612	8956
	Seminole/Crooms	1309	1419
Secondary	District	22609	34986
	Seminole/Crooms	5110	7391

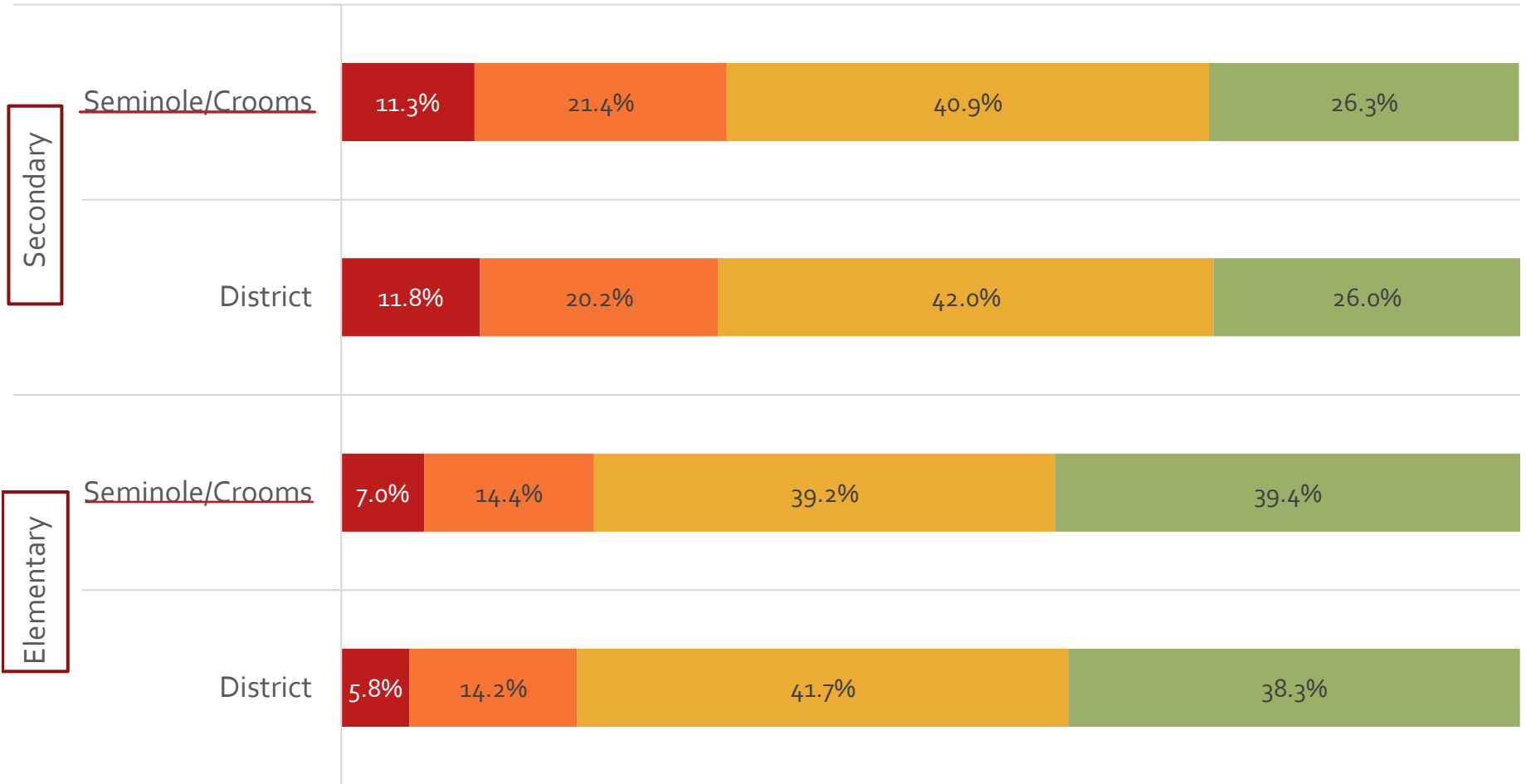


On a scale from 1-10, how safe do you feel at your school?





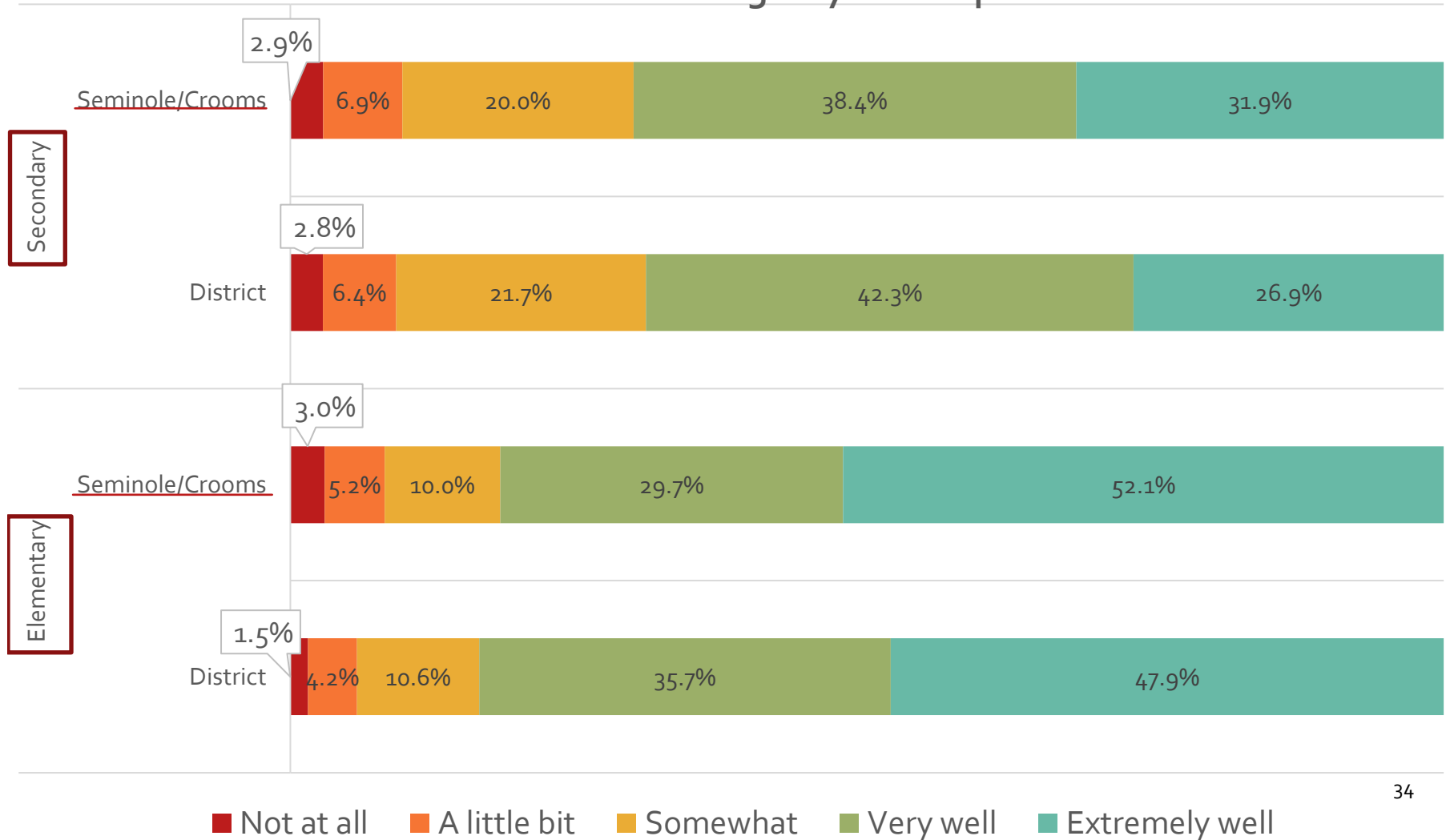
Do you have a trusted adult on campus to talk to if you have a concern?



■ Definitely Not ■ Probably Not ■ Probably Yes ■ Definitely Yes

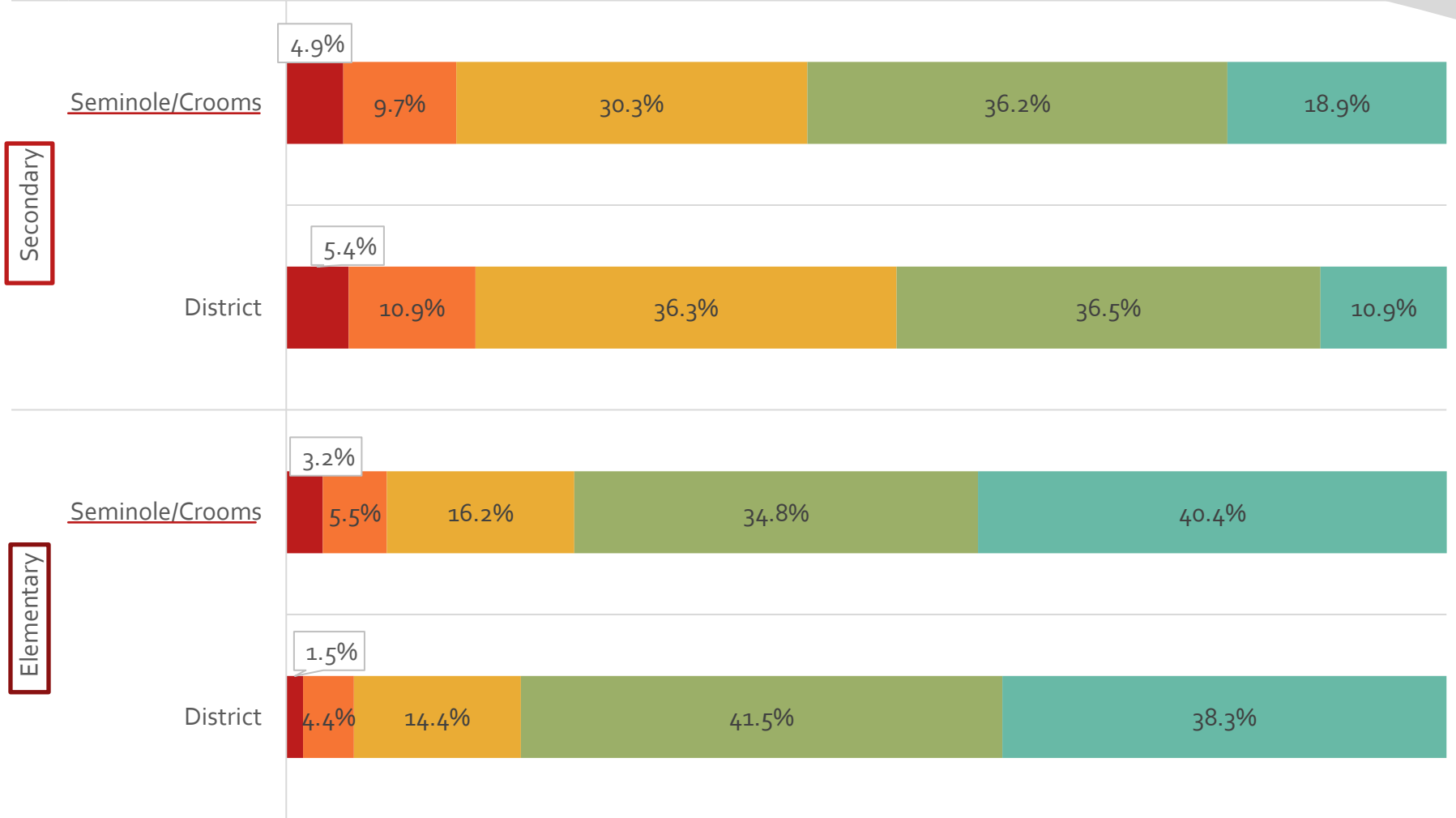


How well do you know the procedures to follow when there is an active threat emergency on campus?





How prepared do you think your school is for emergencies?





Student Open Response Question

If you could make changes, what is the one change you would make to the school to make it feel safer?

Most Common Response Topics

- Need for additional security
- More police and/or security officers
- Understanding of procedures
- No Safety Concerns



If you could make changes, what is the one change you would make to the school to make it feel safer?

Have more drills and seminars for what would happen in certain in dangerous scenarios.”

“One change I would make to the school to make me feel safer is more security guards.”

“I would not change anything about this school that comes to mind. I think this school is safe as it is.”

“Have more safe spots around the school”

“They should have cameras all around you school”

“Teach how to avoid conflict with others sometimes.”

A sampling of responses were selected by district staff.



Snapshot Survey Results Review – Safety & Discipline



SnapShot Survey

Students in grades 4-12, parents, and faculty and staff participated in the SnapShot survey during the months of February-March.

- Data collected from the surveys inform and support the school improvement process.

Questions

- On a scale from 0-10, how likely would you recommend your school?
- What do you like about your school?
- What could be improved at your school?

SnapShot Survey Participation

	Parent	Faculty/Staff	Student
Overall District Participation	12,529	3,378	35,336

		Parent	Faculty/Staff	Student
Elementary	District	5,800	1,693	9,585
	Seminole/Crooms	803	281	1,446
Secondary	District	6,729	1,685	25,751
	Seminole/Crooms	906	324	4,962

SnapShot Survey Response Considerations

Careful attention must be paid to the scales when analyzing the data.

- The scales on each graph are different.

Many of the percentages are very small.

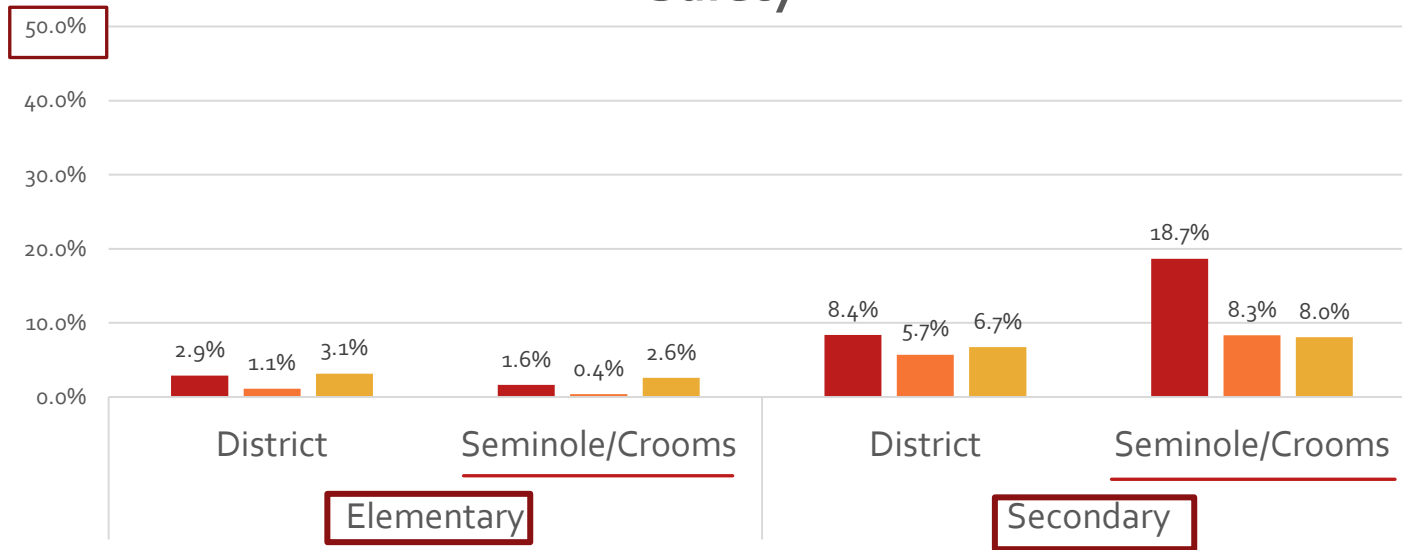
Keep this in mind when you see large increases or decreases.

- Refer to the tables on the slides that reflect number of respondents.

Snapshot Survey - What could be improved?

Safety Comment Keywords = safety, safe, unsafe, security

Safety



■ Parent ■ Faculty/Staff ■ Student

		Parent		Faculty/Staff		Student	
		# safety mentioned	# Participants	# safety mentioned	# Participants	# safety mentioned	# Participants
Elementary	District	166	5800	19	1693	301	9585
	Seminole/Crooms	13	803	1	281	37	1446
Secondary	District	563	6729	96	1685	1733	25751
	Seminole/Crooms	169	906	27	324	399	4962

Safety Keywords - What could be improved?

“Safety, discipline, and purpose.” HS Faculty/Staff

“Making kids feel a little safer from weapons on campus. Encouraging talk about it.”
HS student

“I wish the school was closed more due to safety and that it had more than one resource officer.” ES Parent

“The thing they can improve on is safety.” ES Student

“Security and safety needs improvement” MS Parent

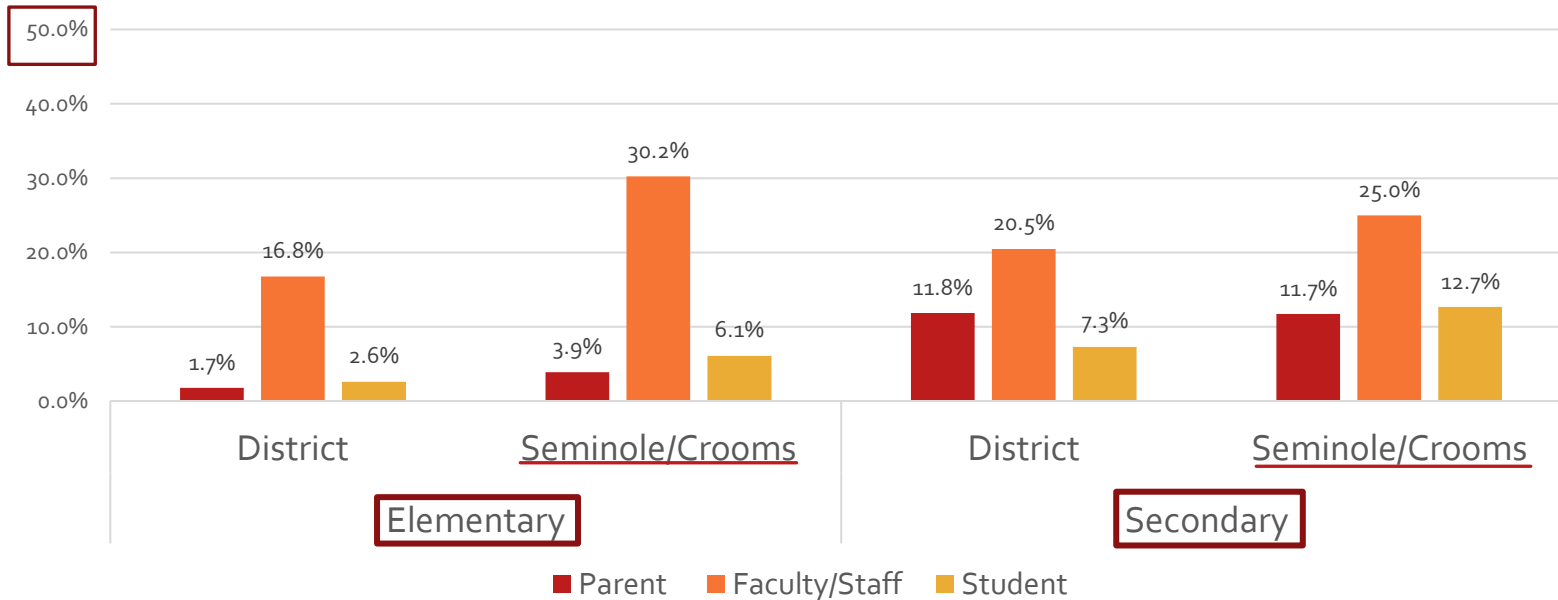
“Safety is our biggest priority.” HS parent



Snapshot Survey - What could be improved?

Discipline Comment Keywords = violence, drugs, discipline, bullying, theft, fights, harassing, behavior

Discipline



		Parent		Faculty/Staff		Student	
		# <u>discipline</u> mentioned	# Participants	# <u>discipline</u> mentioned	# Participants	# <u>discipline</u> mentioned	# Participants
Elementary	District	101	5800	284	1693	248	9585
	<u>Seminole/Crooms</u>	31	803	85	281	88	1446
Secondary	District	796	6729	345	1685	1875	25751
	<u>Seminole/Crooms</u>	106	906	81	324	628	4962

Discipline Keywords - What could be improved?

“Something that could improve is that school staff should try to avoid as much fighting as possible” MS Parent

“Proactively providing support for students to prevent escalation of negative behaviors of students.” HS Faculty/Staff

“Staff could be more aware or make a club to look around the school during certain times to make sure there aren't any bullying or foolishness.” ES Student

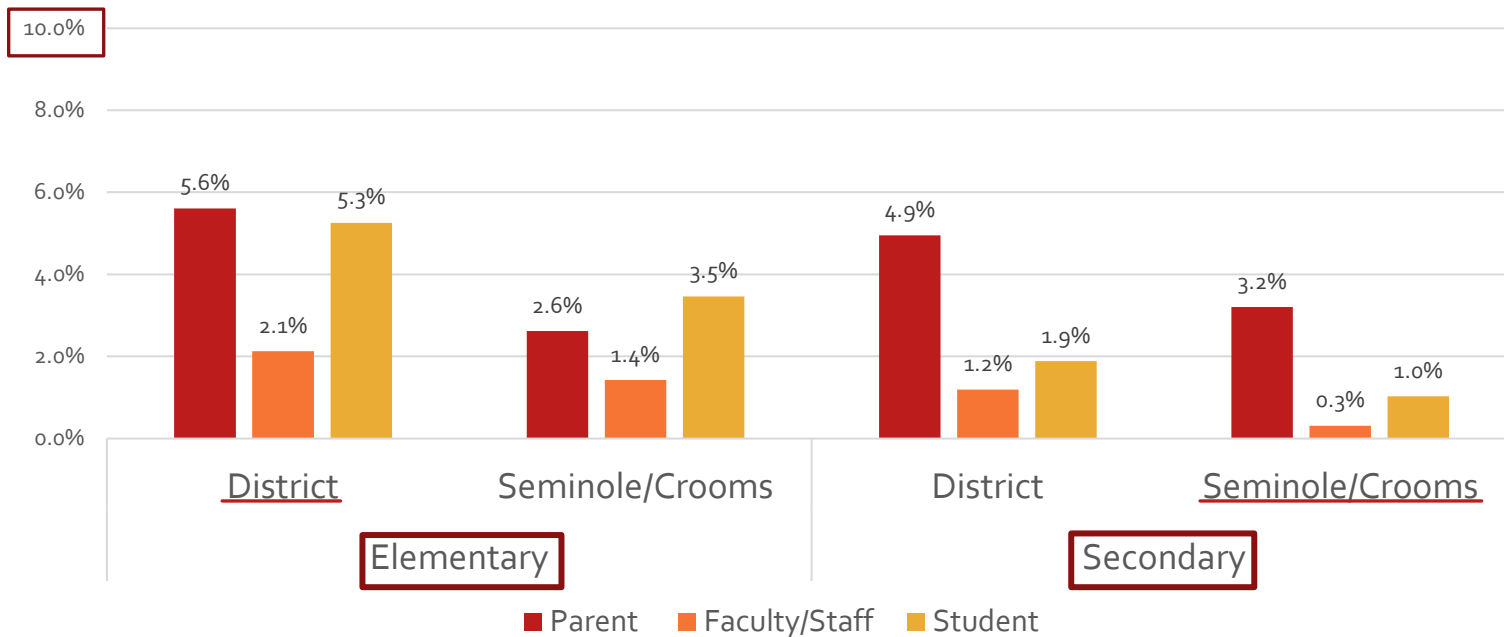
“Need more district support for managing behaviors and students dealing with trauma.” ES Faculty/Staff

“Student behavior and dress code” HS Parent

Snapshot Survey – What do you like about your school?

Safety Comment Keywords = safety, safe, unsafe, security

Safety



		Parent		Faculty/Staff		Student	
		# <u>safety</u> mentioned	# Participants	# <u>safety</u> mentioned	# Participants	# <u>safety</u> mentioned	# Participants
Elementary	District	325	5800	36	1693	504	9585
	Seminole/Crooms	21	803	4	281	50	1446
Secondary	District	333	6729	20	1685	486	25751
	Seminole/Crooms	29	906	1	324	51	4962

Safety Keywords - What do you like about the school?

“Our school is a safe place for our students.” ES Faculty/Staff

“I like the ways they try to keep us safe and they are doing a good job at it” ES Student

“The school is very engaging and always have my child’s education and safety first” MS Parent

“Principal creates an atmosphere of positivity among staff and students. Emphasis on discipline.” HS Faculty/Staff

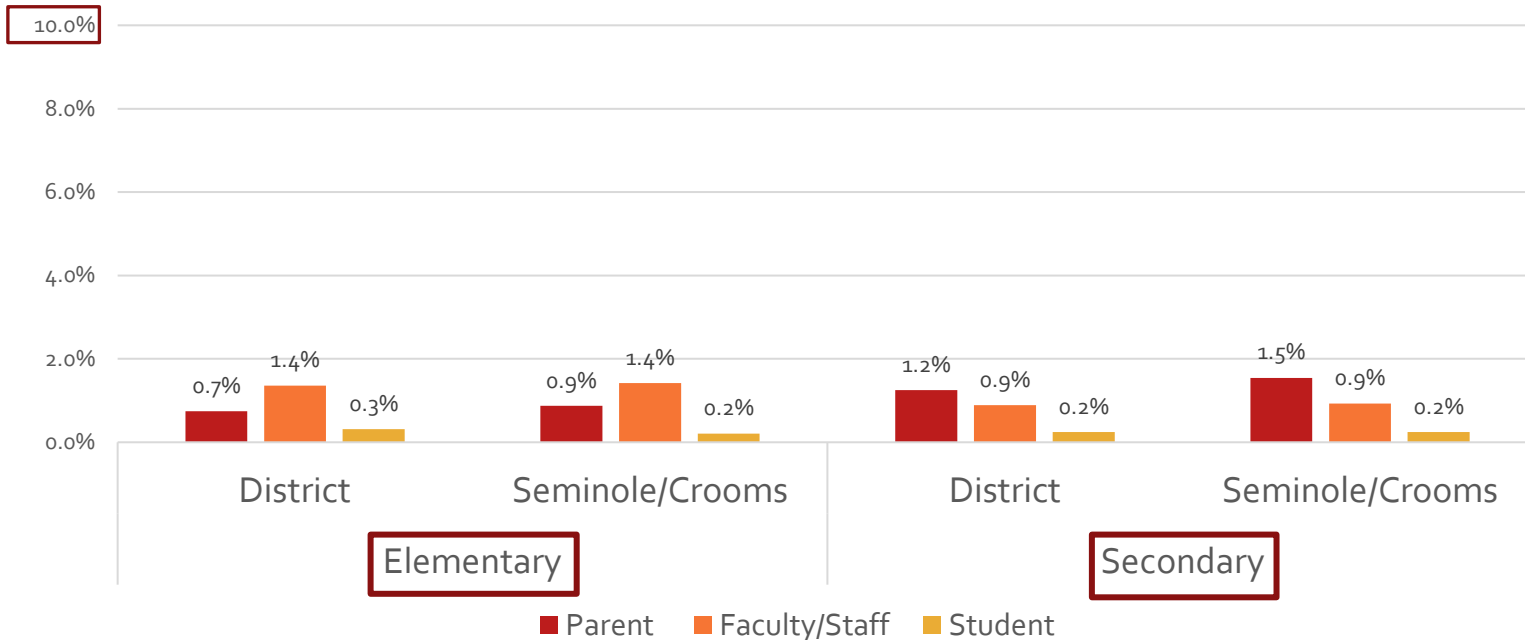
“It feels very protective and safe.” MS Student

“The school takes safety very seriously making me feel more at ease knowing that my son is safe.” ES Parent

Snapshot Survey – What do you like about your school?

Disciple Comment Keywords = violence, drugs, discipline, bullying, theft, fights, harassing, behavior

Discipline



		Parent		Faculty/Staff		Student	
		# <u>discipline</u> mentioned	# Participants	# <u>discipline</u> mentioned	# Participants	# <u>discipline</u> mentioned	# Participants
Elementary	District	43	5800	23	1693	30	9585
	Seminole/Crooms	7	803	4	281	3	1446
Secondary	District	84	6729	15	1685	63	25751
	Seminole/Crooms	14	906	3	324	12	4962

Discipline Keywords - What do you like about the school?

“Principal creates an atmosphere of positivity among staff and students. Emphasis on discipline.” HS Faculty/Staff

“Good in Academics and Discipline” ES Parent

“I have learned that the best way to promote better behavior is to establish relationships with the students.” ES Faculty/Staff

“Principal often addresses littering, tardiness, student behavior, handles code red/yellow drills well.” HS Student

Discussion/Reflection 2 – Survey Data

- After reviewing the Survey data, use Survey Data QR code or link to provide the following feedback:
- What do you notice?
- What do you wonder?

<https://bit.ly/3D9BmoK>





Safety & Security Meeting

Seminole/Crooms Cluster



[/SeminoleCountySchools](https://www.facebook.com/SeminoleCountySchools)

www.scps.us



[@SCPSinfo](https://twitter.com/SCPSinfo)